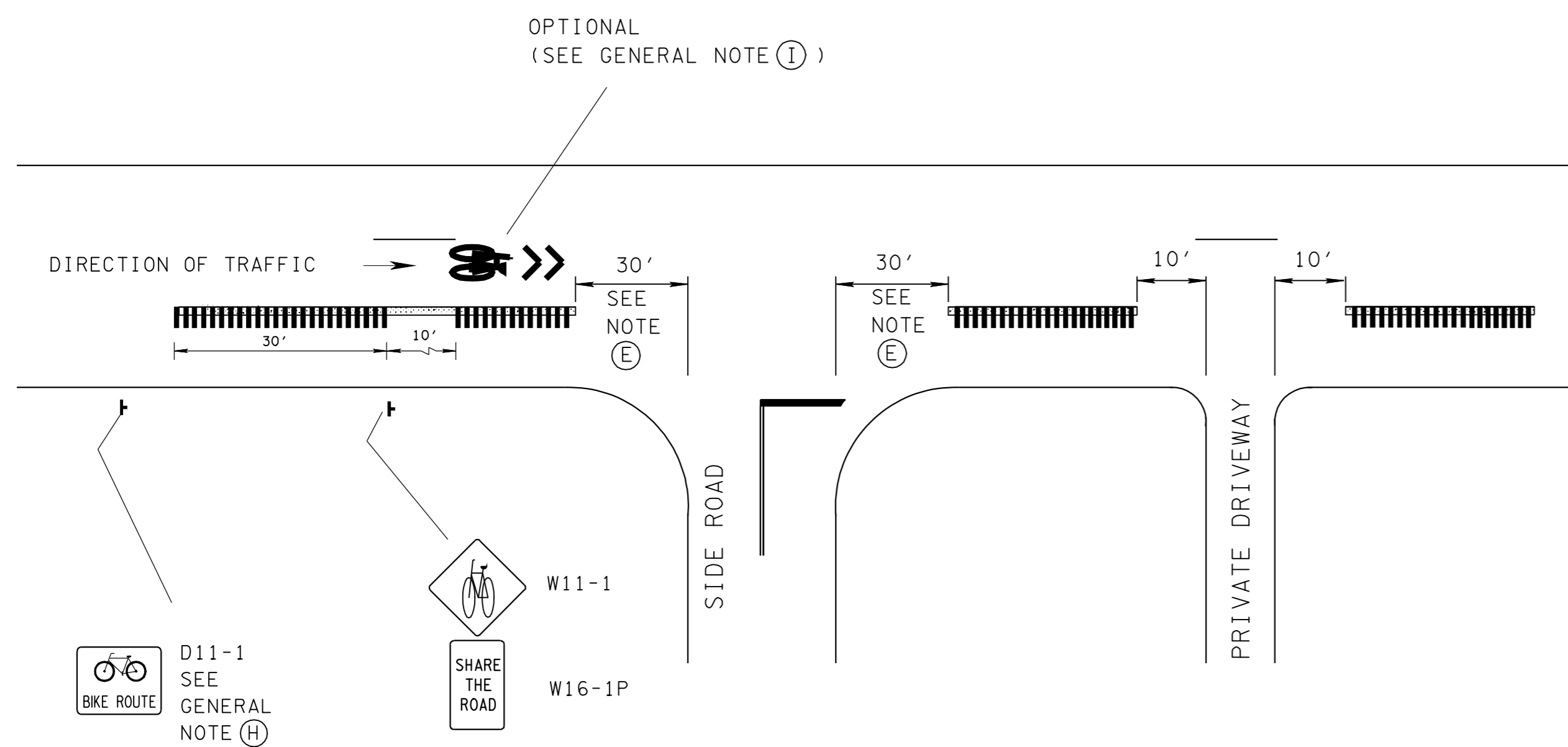
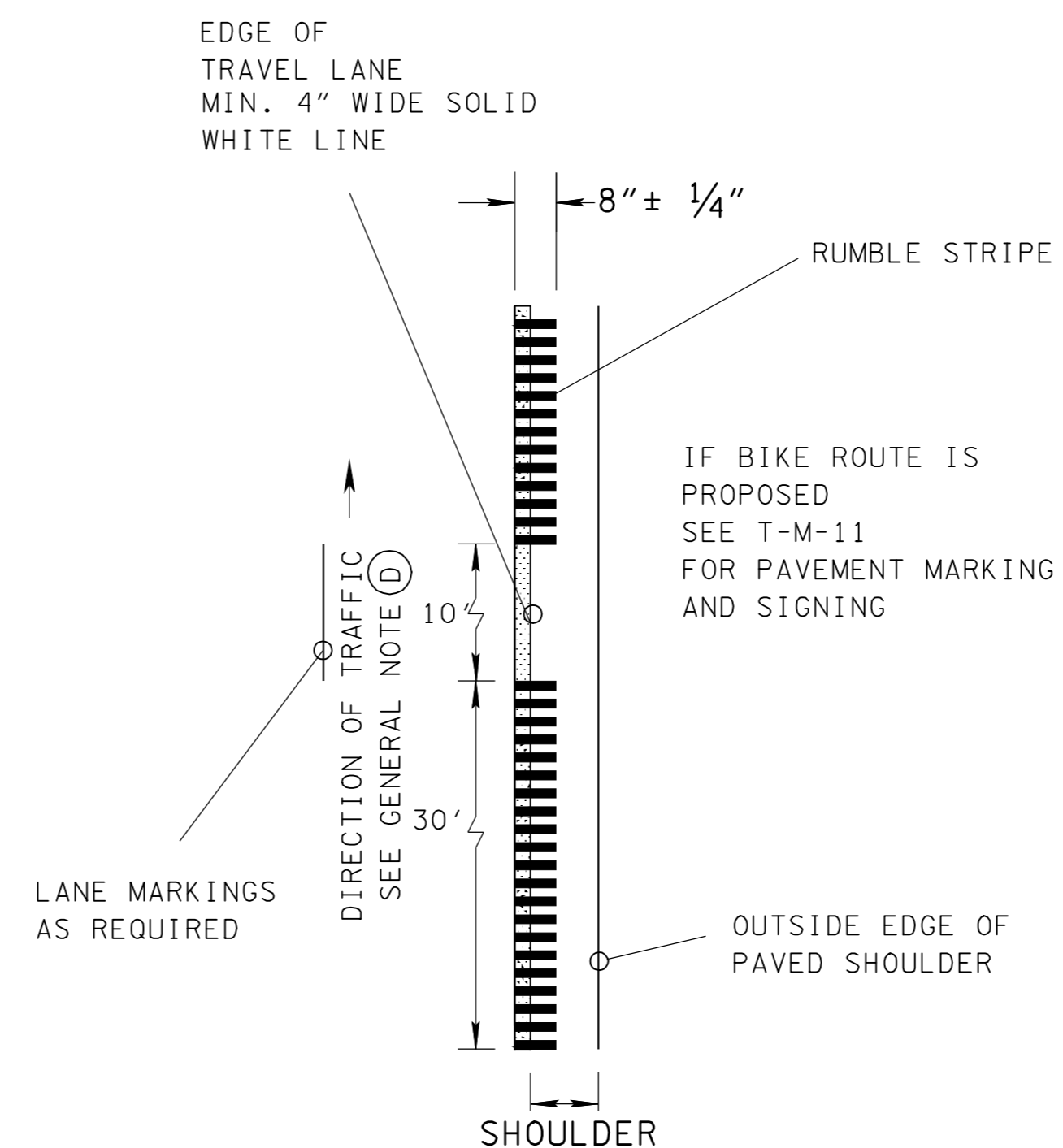


# TYPICAL RUMBLE STRIPE INSTALLATION DETAILS FOR NON-ACCESS CONTROLLED ROUTES

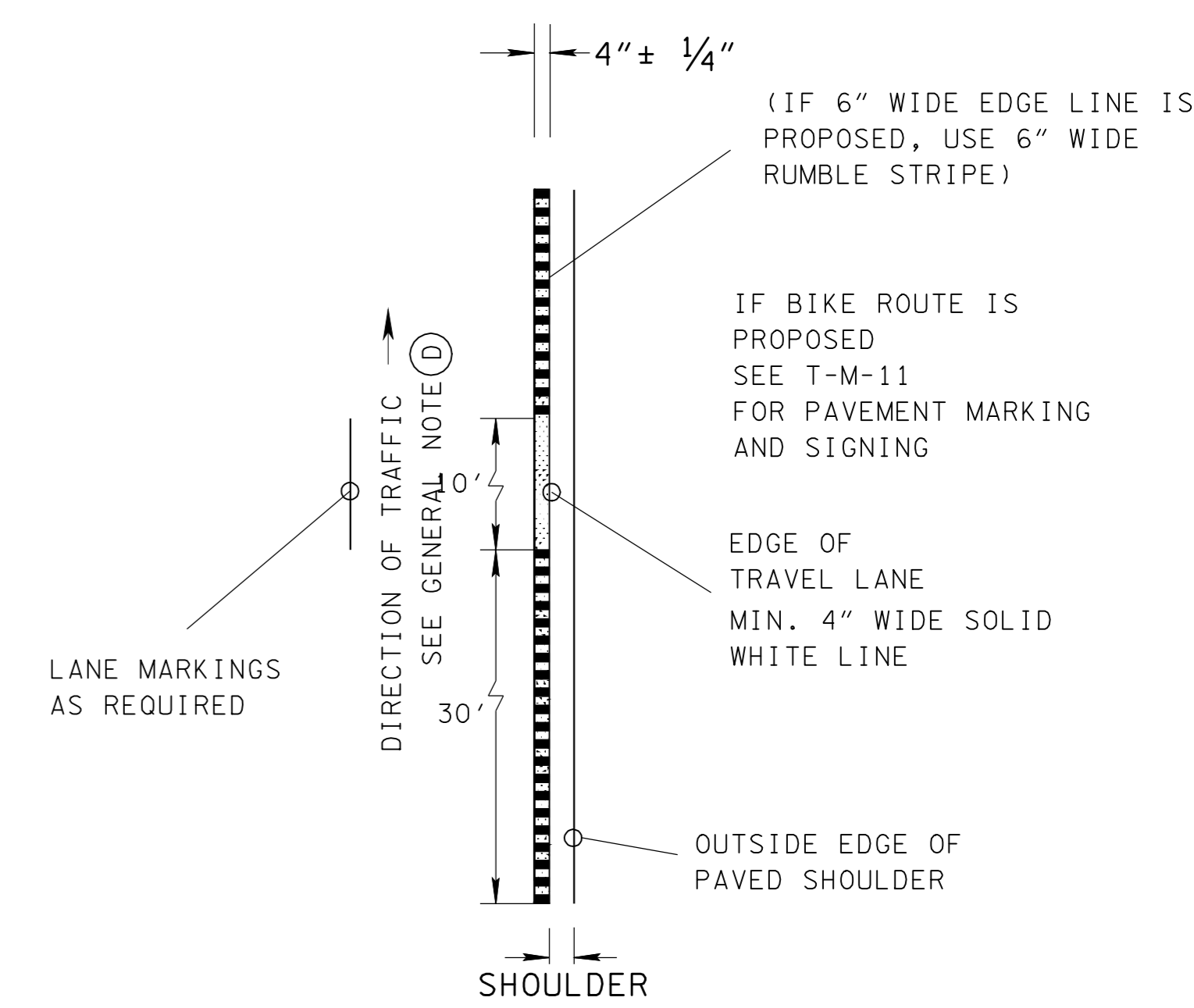
REV. 11-1-11: CHANGED GENERAL NOTES (E), (F), AND (G) DELETED T-M-11A. ADDED BIKE SYMBOL/ARROW SHARED LANE MARKING DETAILS AND ADDED GENERAL NOTE (H) AND (I).



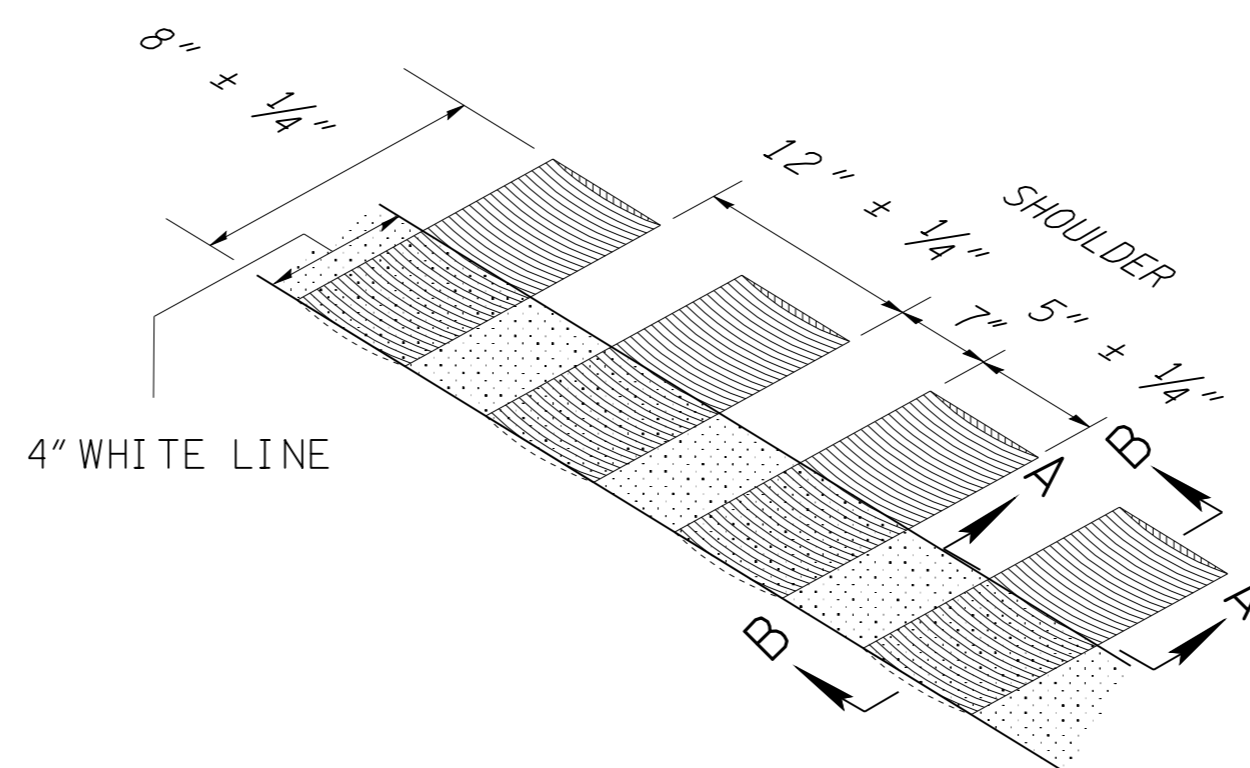
SIDE ROAD AND DRIVEWAY RUMBLE STRIPE INSTALLATION DETAILS



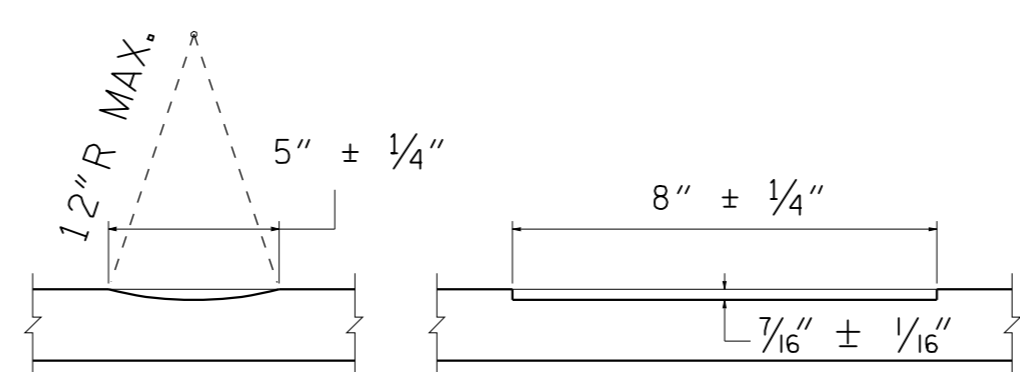
AVAILABLE PAVED SHOULDER WIDTH 2' OR GREATER



AVAILABLE PAVED SHOULDER WIDTH 0' - 2'

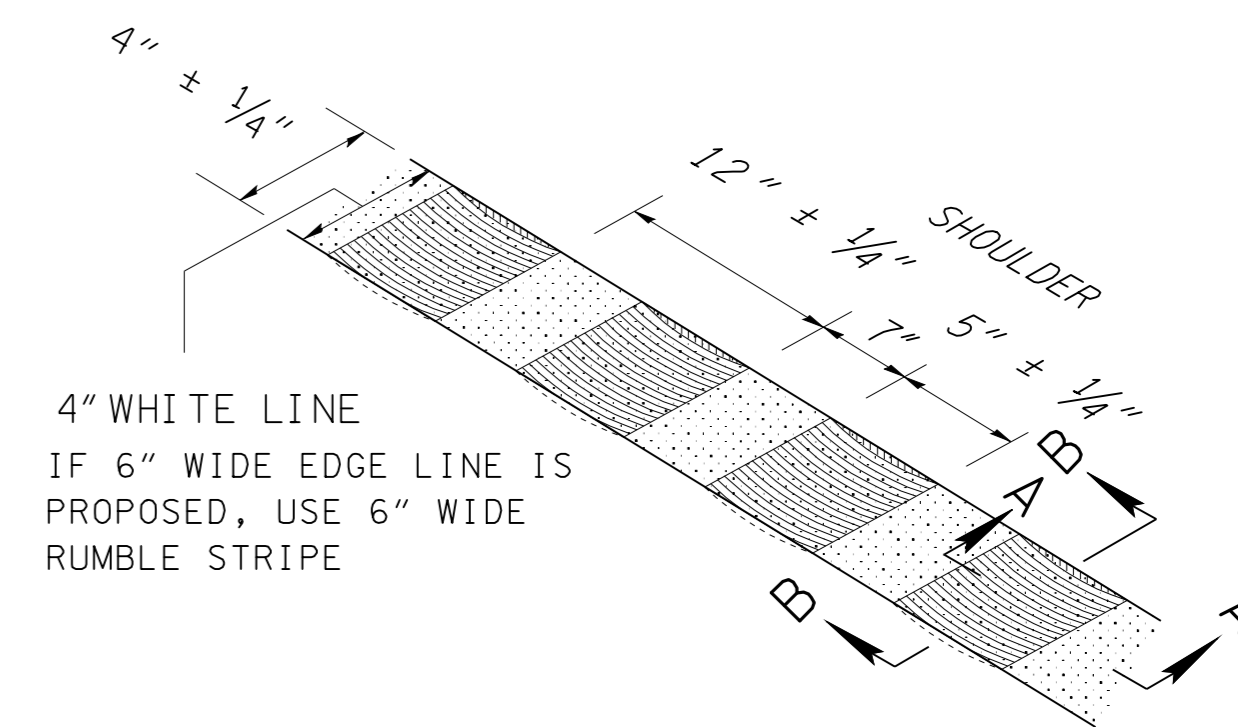


ISOMETRIC VIEW

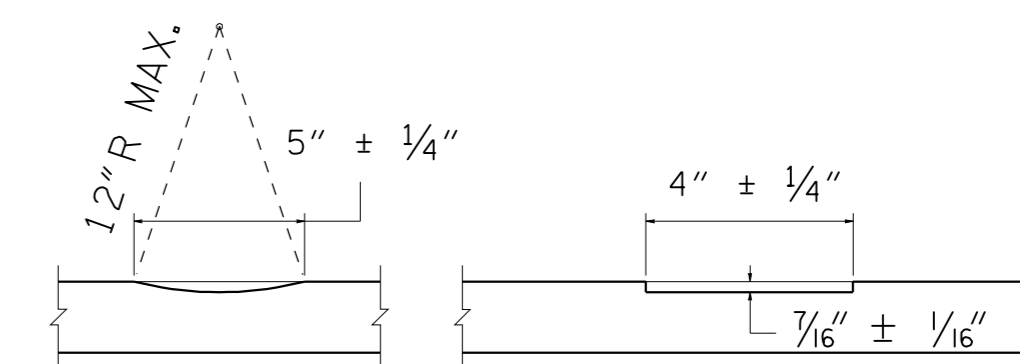


SECTION A-A SECTION B-B

TYPICAL 8" WIDE RUMBLE STRIPE INSTALLATION



ISOMETRIC VIEW



SECTION A-A SECTION B-B

TYPICAL 4" WIDE RUMBLE STRIPE INSTALLATION

NOTE:  
4" WIDE RUMBLE IS NOT A PREFERRED APPLICATION IT SHOULD BE USED LOCATIONS WHERE NO SHOULDER IS AVAILABLE AND RUMBLE STRIP IS REQUIRED FOR A SAFETY UPGRADE.

RUMBLE STRIPE GENERAL NOTES	
(A)	WHEN RUMBLE STRIPES ARE USED ON NON-ACCESS CONTROLLED FACILITIES, THEY SHOULD BE DISCONTINUED IN ADVANCE OF DRIVEWAYS, INTERSECTIONS, AND MEDIAN OPENINGS.
(B)	MILLED-IN RUMBLE STRIPE WITH 5" ± 1/4" GROOVES, 7/16" ± 1/16" DEEP, ON 12" ± 1/4" SPACING.
(C)	WHEN RUMBLE STRIPES ARE INSTALLED ON ACCESS CONTROLLED ROUTES, THE RUMBLE STRIPE IS TO BE INSTALLED CONTINUOUSLY WITHOUT THE 10' GAP. RUMBLE STRIPE WIDTH SHALL BE 16" WIDE AS DETAILED ON STD. DWG. T-M-15.
(D)	A 10 FOOT LONG GAP BETWEEN 30 FOOT LONG SECTIONS OF RUMBLE STRIPES IS REQUIRED TO ACCOMMODATE BICYCLES.
(E)	WHEN THE SIDE ROAD RADIUS IS GREATER THAN 30', RUMBLE STRIPE APPLICATION SHOULD BE DISCONTINUED 50' IN ADVANCE.
(F)	RUMBLE STRIPE INSTALLATION SHALL BE PAID UNDER THE FOLLOWING ITEM NUMBERS 411-12.03. SCORING FOR RUMBLE STRIPE (NON-CONTINUOUS) (8" WIDTH) PER L.M. 411-12.04. SCORING FOR RUMBLE STRIPE (NON-CONTINUOUS) (4" WIDTH) PER L.M.
(G)	THE COLOR OF AN EDGE LINE OR CENTER LINE ASSOCIATED WITH LONGITUDINAL RUMBLE STRIPE SHALL BE ACCORDANCE WITH SECTION 3A.05 OF THE MUTCD.
(H)	SIGNS SHOULD BE PLACED APPROXIMATELY EVERY 0.25 MILES, AT EVERY TURN, AND AT ALL SIGNALIZED INTERSECTIONS. SIGN SPACING SHOULD NOT EXCEED A MILE ON RURAL ROADS.
(I)	OPTIONAL, SHARED BIKE LANE MARKINGS SHOULD NOT BE PLACED ON ROADWAYS THAT HAVE A SPEED LIMIT ABOVE 35 MPH.

22-FEB-2012 08:57 \\j009083\F03.tdot.state.tn.us\3SHARED\StandDr-aw\STANDARD DRAWINGS\2012-MARCH DISTRIBUTION\TMG\_IL011.DGN